

# Eco<sup>2</sup> Kitchens from



*hi-quality  
eco kitchens*



**Eco<sup>2</sup> is the second in our eco stable**, with cabinets and doors made entirely from UK produced, 98% recycled content board and offers a wide choice of colours (around 30 in all) with a more budget level pricing.

**Eco<sup>2</sup> competes brilliantly** against most other kitchen manufacturers on cost and quality!

**Such is the high quality of the Eco<sup>2</sup> cabinets** that all 3 in our eco stable are based on these. Features included as standard are: colour matched 18mm rigid built cabinets, soft close drawer boxes, soft close doors and 2mm thick ABS edge tape to all the leading edges to prevent damage and increase the lifespan of the cabinet.



**In our entry level group**, Eco<sup>2</sup> is fast proving to be a real winner with clients up and down the UK for it's fantastic environmental value for money.

Eco<sup>2</sup> can be produced either with handles as normal or as a contemporary 'handleless' kitchen as shown in the pictures above.





## Milestone Eco<sup>2</sup> Price List (August 2011)















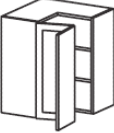




All prices shown here include Vat at the current rate





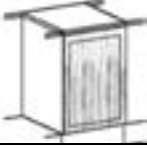



This list of units shown below provides a good versatile selection of sizes to enable you to plan your kitchen successfully.

**NB:** The pictures represent generic unit shapes, please work to the descriptions.

However, we **can easily** produce units to any size you want if the need arises. Just contact us with your requirements.....

<b>BASE UNITS</b>	<b>Sizes</b>	<b>Price</b>
 <p>Single base units with full height doors, 1 adjustable shelf.</p>	300 base	£139
	350 base	£141
	400 base	£142
	450 base	£147
	500 base	£148
	600 base	£153
 <p>Double base units with full height doors, 1 adjustable shelf</p>	800 base	£189
	900 base	£197
	1000 base	£202
 <p>Built under single oven housing, <b>no</b> drawer / fixed panel underneath</p>	600 base unit oven housing	£132
 <p>Feature base units</p>	150 plain tray space unit	£56
	150 base with chrome towel rail	£131
	150 budget pullout bottle unit	£159
	150 deluxe pullout bottle unit	£267
	300 base with 2 x 15l bins	£270
	300 base with 3 x 10l bins	£284
 <p>L shape corner bases, full height doors</p>	900 x 900 with split shelf	£256
	900 x 900 with ¾ chromed steel carousel	£456
 <p>Conventional cnr. base with full height door, 50 x 50 cnr post, 1 shelf</p>	1000 base / 500 door	£207
	1000 base / 500 door & fitted ½ chrome steel carousel	£364
 <p>3 drawer packs, (1 standard and 2 pan drawers)</p>	400 wide drawer pack	£360
	500 wide drawer pack	£410
	600 wide drawer pack	£425
 <p>5 drawer packs, ( 5 standard drawers )</p>	400 wide drawer pack	£523
	500 wide drawer pack	£597
	600 wide drawer pack	£571

 <p>"Big drawer packs" (1 standard &amp; 2 pan drawers)</p>	<p>800 wide drawer pack £478 900 wide drawer pack £499 1000 wide drawer pack £516</p>	
<p><b>WALL UNITS</b> <span style="float: right;"><b>Sizes</b> <b>Price</b></span></p>		
 <p>Single wall units, 2 adjustable shelves</p> <p>Special Feature 'Transition' wall unit with angle cut doors shown on our display on the Eco2 home page</p>	<p>300 wide / 720 high unit £113 350 wide / 720 high unit £117 400 wide / 720 high unit £118 450 wide / 720 high unit £124 500 wide / 720 high unit £134 600 wide / 720 high unit £140</p> <p><b>Transition L ( tall side left)</b> £151 <b>Transition R (tall side right)</b> £151</p>	
 <p>Double wall units, 2 adjustable shelves</p>	<p>800 wide / 720 high unit £176 900 wide / 720 high unit £185 1000 wide / 720 high unit £193</p>	
 <p>Wall or base wine rack, can be used in either position</p>	<p>150 wide / 720 h / 6 bottle £109 300 wide / 720 h / 12 bottle £132</p>	
 <p>L shape cnr wall unit, 2 adjustable shelves, 2 separate doors</p>	<p>600 x 600 x 720 high £196</p>	
 <p>Letterbox wall unit, single top opening door, no shelf.</p>	<p>400 wide / 360 high unit £89 500 wide / 360 high unit £96 600 wide / 360 high unit £99 800 wide / 360 high unit £115 900 wide / 360 high unit £125 1000 wide / 360 high unit £132</p>	
<p><b>TALL HOUSINGS</b> <span style="float: right;"><b>Sizes</b> <b>Price</b></span></p>		
 <p>Tall larder unit housings, 1 fixed &amp; 5 adjustable shelves</p>	<p>300 tall housing / 2 doors £269 400 tall housing / 2 doors £286 500 tall housing / 2 doors £317 600 tall housing / 2 doors £330</p>	
 <p>Tall larder unit, chrome pull out frame with wire baskets</p>	<p>300 tall pull out / 1 full door £639 500 tall pull out / 1 full door £699</p>	
 <p>Tall built in oven housing, 1 door above / 1 door below</p>	<p>600 built in <b>single</b> oven hsg £279 600 built in <b>double</b> oven hsg £271</p>	

	Tall fridge freezer housing (1780 high aperture)	600 wide for 70 / 30 split fridge freezer 600 wide for 50 / 50 split fridge freezer	£324 £330
<b>WORKTOP DRESSER UNITS</b>			<b>Price</b>
	1205 high dresser unit to sit on worktop, choose from options in sizes box opposite	400 wide, 1 full door 400 wide, 1 drawer, 1 door 500 wide, 1 full door 500 wide, 1 drawer, 1 door ( all doors are solid )	£196 £279 £210 £297
	1205 high dresser with roller shutter 'Tambour' door	500 wide with aluminium tambour door and 3 shelves	£499
<b>ACCESSORIES</b>			<b>Price</b>
	Built in appliance doors, <u>not</u> drilled for hinges	600 built in dishwasher door 600 built under fridge door 600 built under freezer door 600 built in washing m/c door All the same size ( 715 x 596 )	£40
	Built in appliance doors, <u>not</u> drilled for hinges	450 built in dishwasher door 450 x 596 Integrated hood door	£37 £28
	Plinths a.k.a Kickboards	2.4m x 150mm x 18mm	£21
	Universal cornice / pelmet moulding for top & bottom of wall units	2.4m x 60mm x 18mm	£13
	Various décor and filler panels	760 x 350 wall end panel 900 x 600 base end supt panel 1000 x 350 cooker hood flyshelf 1205 x 350 dresser end panel 2400 x 600 housing end panel 2.4m x 75mm narrow filler	£15 £23 £18 £21 £65 £11
Continue on next page for			handles and lighting

<b>Handles</b>		<b>Sizes</b>	<b>Price</b>
	Dimple handle Code:A044	128mm hole centres	£6
	T bar handle Code: A003	160mm hole centres	£6
	Platypus D handle Code: A046	128mm hole centres	£6
	Shaped D handle Code: A078	128mm holes centres	£6
	Radius D handle Code: A075	160mm hole centres	£6
<b>Lighting</b> (All 240 volt, no need for transformers)		<b>Size</b>	<b>Price (nett)</b>
	'Budget' low energy under unit light	7 watt compact fluorescent 'GX53' fitting with lamp	£15
	'Deluxe' Billet Aluminium under unit light (as shown on our display)	Solid Aluminium light fitting with 36 point / 2 watt LED 'GX53' lamp	£34
	Low energy ceiling downlight	Fire and Acoustic rated ceiling downlight, fitted with 11 watt low energy lamp	£21

## Milestone Eco Design Low energy kitchen lighting



Under unit light type 1 **£6.99**  
 Inc. CFL Lamp **£14.98**  
 Inc. LED Lamp **£23.98**



Spare lamps GX53 CFL **£7.99**

***Special offer 3 for £20.00***



Under unit light type 2 **£6.99**  
 Inc. CFL Lamp **£14.98**  
 Inc. LED Lamp **£23.98**



Spare lamps GX53 LED **£16.99**  
 Warm white  
 Cool white



CFL ceiling downlight **£11.99**  
 brushed steel finish  
 Inc. 11w CFL lamp **£20.98**



Spare 11w CFL lamp **£8.99**



LED ceiling downlight **£9.98**  
 brushed steel finish  
 Inc. 7w LED lamp **£34.97**  
 Inc. 4w LED lamp **£27.97**



Spare 7w LED lamp **£24.99**

Spare 4w LED lamp **£17.99**



Showerlight inc. 11w CFL **£20.98**  
 Showerlight inc. 7w LED **£36.98**  
 Showerlight inc. 4w LED **£29.99**



Triangle under cabinet light  
ADD GX53 lamp of choice  
*Fitting only* **£8.99**



LED glass light shelf  
 600mm long **£72.99**  
 Max load 3kg



Box light shelf  
 600mm long **£72.99**  
 13w T5 lamp



24 volt LED High output in cabinet lights **£14.99**  
 Recessed mounting into 60mm hole in glass door cabs or flyshelves



24 volt LED High output in cabinet lights **£16.99**  
 Using Chrome body fitting for surface mounting in glass door cabs or flyshelves.



LED 24 Volt driver with 4 port connection box  
 to run upto 4 of the above LED cab lights **£12.99**

**Milestone assembly details showing panel fit in relation to doors, cornice and pelmet**



View showing the placing of the base end panel at the end of the unit. The panel is full height from floor to the underside of the worktop and drawn forward from the cabinet edge to line up flush with the door when closed. This panel is 900mm x 600mm to allow for scribing in.



This view shows the relationship between a wall end panel, the cornice on top of the unit and the pelmet below. As with the base panel, the wall panel is also drawn forward to line up flush with the door.



Shown here is the wall end panel flush to the door and projecting down so that the pelmet meets it flush and square.

For 720high wall units, the wall end panel is 780high to allow the 60mm high pelmet to fit as shown and provide a neat flat return to the end of the wall unit.



This view shows the cornice, which is also 60mm laid flat on the unit top. It is also drawn forward to provide a neat finish where it meets the top of the wall end panel. Note the hood flyshelf stepped back slightly to give a cleaner look to area where these pieces meet.



Another view showing the base end panel cut to the floor to provide a neat clean appearance without the untidy use of a return plinth. (Also handy for hanging radiators on ! )

Quick panel size guide

For kitchens with 720 wall units

Base end panel	900m x 600mm
Wall end panel	780mm x 350mm
Universal cornice / pelmet	2.4m x 60mm
Plinth	2.4m x 150mm high
Tall housing end panel	2.2m x 600mm
Flyshelf panels	Req'd length x 320mm

For 900 high wall units

Wall end panel	960mm x 350mm
Tall housing panel	2.4m x 600mm

Where measurements are wider than you appear to need, this is to allow for any scribing in on uneven walls.



## Milestone Eco<sup>2</sup> kitchen unit specification

All units are: The cabinets are top quality, 18mm fully assembled, glued and dowelled rigid construction and edged in 2mm solid acrylic edging tape. All doors are pre drilled for hinges where applicable and edged in 2mm solid acrylic edging.

IMPORTANT NOTE: Where you see feature units such as carousel bases, housings with pull out larder wirework, etc it means that all the feature items have been pre fitted in our factory saving you a lot of time, money and head scratching trying to figure them out !

Base units: All base units are 720 high plus 150 high adjustable legs giving an overall height of 870 and a depth of 560. Have 1 adjustable shelf and adjustable legs. Where internal wirework is fitted it is of quality chromed steel construction. The pre fitted waste bins are approved by The Code For Sustainable Homes organization and are base mounted in the cabinet.

Wall units: All wall units are 720 high and 300 deep and have internal hangers and 2 adjustable shelves.

Worktop dresser units: All dressers are 1205 high and 300 deep and are designed to sit on your worktop while lining up with the top of the wall units. You can have a full height door and 3 adjustable shelves or a drawer at the bottom with a shorter door above supplied with 2 adjustable shelves

Tall housings: All housings are 1965 high on 150 high adjustable legs giving an overall height of 2115 and have a depth of 560. Where ovens are to go in they have 1 cupboard above and 1 below as standard. Where used as larder units, they have 1 fixed shelf for strength where necessary and 5 adjustable shelves.

Letterbox units: These are all 360 high and 300 deep with no extra shelves and the doors are top hinged to open like a letterbox!

Drawer packs: Where 3 drawers are fitted they are 1 standard drawer at the top and 2 deep pan drawers below. Where 5 drawers are fitted they are all of equal size. All the drawers are top quality Blum Tandem boxes fitted with soft close runners and include a cutlery tray as standard.

The following list of units represents the most widely used units and forms the basis for our pricelist.

However, we can make practically anything !! so if you need a unit size not listed here, just ask.